

FISHER
CENTER

KNOW BEFORE YOU GO GUIDE

Bard

FISHERCENTER.BARD.EDU | 845-758-7900

THANK YOU FOR JOINING US

We aim to provide a positive, accessible, and inclusive visitor experience.

In order to make your theater-going experience as comfortable as possible, we've compiled the following guide.

TABLE OF CONTENTS

ARRIVING AT THE FISHER CENTER

- Directions from NY Route 9G
- Accessible Parking
- Parking Attendants
- Electric Vehicles
- Other Transportation
- Golf Carts

SOSNOFF THEATER

• OVERVIEW

• EXTERIOR

- Access from the Parking Lot, Left Path (Stairs)
- Access from the Parking Lot, Right Path (No Stairs)
- Portico

• LOBBY

- Will Call
- Box Office
- Assistive Listening Devices (ALD) and Seat Cushions
- Restrooms
- Concessions
- Wheelchair Lift and Elevators
- Water Coolers and Lobby Seating

• INSIDE THE THEATER

- Seating Map ▪ Orchestra and Parterre
- Seating Map ▪ First Balcony
- Seating Map ▪ Second Balcony

TABLE OF CONTENTS

SOSNOFF THEATER, CONTINUED

- **INSIDE THE THEATER, CONTINUED**

- Seat Types
 - Auditorium Seating
 - Bench Seating
 - Balcony Boxes
 - Wheelchair Accessible and Companion Seats
 - No Stairs
 - Guest of Size Accommodations
- Ushers
- Supertitles
- Emergency Exits
- Returning to Parking Lot

LUMA THEATER

- **OVERVIEW**

- **EXTERIOR**

- Access from the Parking Lot, Path (Stairs)
- Access from the Parking Lot, Elevator

- **LOBBY**

- Will Call & Box Office
- Restrooms

- **INSIDE THE THEATER**

- Seating Map
- Seat Types
- Emergency Exits

TABLE OF CONTENTS

OLIN HALL

- **EXTERIOR**
 - Parking
- **LOBBY**
 - Will Call & Box Office
 - Lobby Seating
 - Restrooms
- **INSIDE THE THEATER**
 - Seating Map
 - Seat Types
 - Emergency Exits

GLOSSARY

CONTACT US

ARRIVING AT THE FISHER CENTER



ARRIVING AT THE FISHER CENTER

To get to the Fisher Center from any area, please refer to the directions page on the Fisher Center website. For directions, once you arrive on campus, continue below.

DIRECTIONS FROM 9G

When driving either from the North (top photo) or South (bottom) on NY Route 9G, there is a sign for the Fisher Center, which will lead you to the closest Bard entrance to the building via the Annandale Road turnoff.



Screenshot of Google maps, driving North on Route 9G



Screenshot of Google maps, driving South on Route 9G

ACCESSIBLE PARKING

Accessible parking spots at the Fisher Center are located in Lot "A." Before attending, please let the Box Office know the make, model, color, and license plates of your car so an accessible spot can be reserved for you. Front of House Staff, known as "parkers," will be on-site to guide you to your spot and direct you from your car to the theater.



Photo of the Fisher Center from the vantage point of entering parking lot A. Accessible parking is shown in front of the building.

You can reach out to the Box Office to discuss accessible parking and seating by calling 845-758-7900 or emailing boxoffice@bard.edu.

PARKING ATTENDANTS

Parking attendants guide you to all available parking, and can assist with where to go once you're out of your car.

Please try to arrive at least 30 minutes before showtime; this will allow you ample time to park and make your way to the theater.



A parking attendant standing on the grass near lot B.

ELECTRIC VEHICLES

There are charging stations for two electric vehicles at the Fisher Center; ports and designated parking spots are located in lot A. Additional spots in lot C will be available in late Fall 2024.

OTHER TRANSPORTATION

During SummerScape and Bard Music Festival, the Fisher Center arranges a number of chartered coaches to attend our opera, theater, and dance shows. Information for a given season and other information about getting to the Fisher Center by train is available [here](#).

GOLF CARTS

Golf carts and drivers are available at most performances for those who wish to be driven from a parking lot to the building entrances.

Golf carts cannot run during a thunderstorm or other dangerous weather. If the carts are not running, please request assistance from a parking attendant, and a staff member will escort you to the theater.



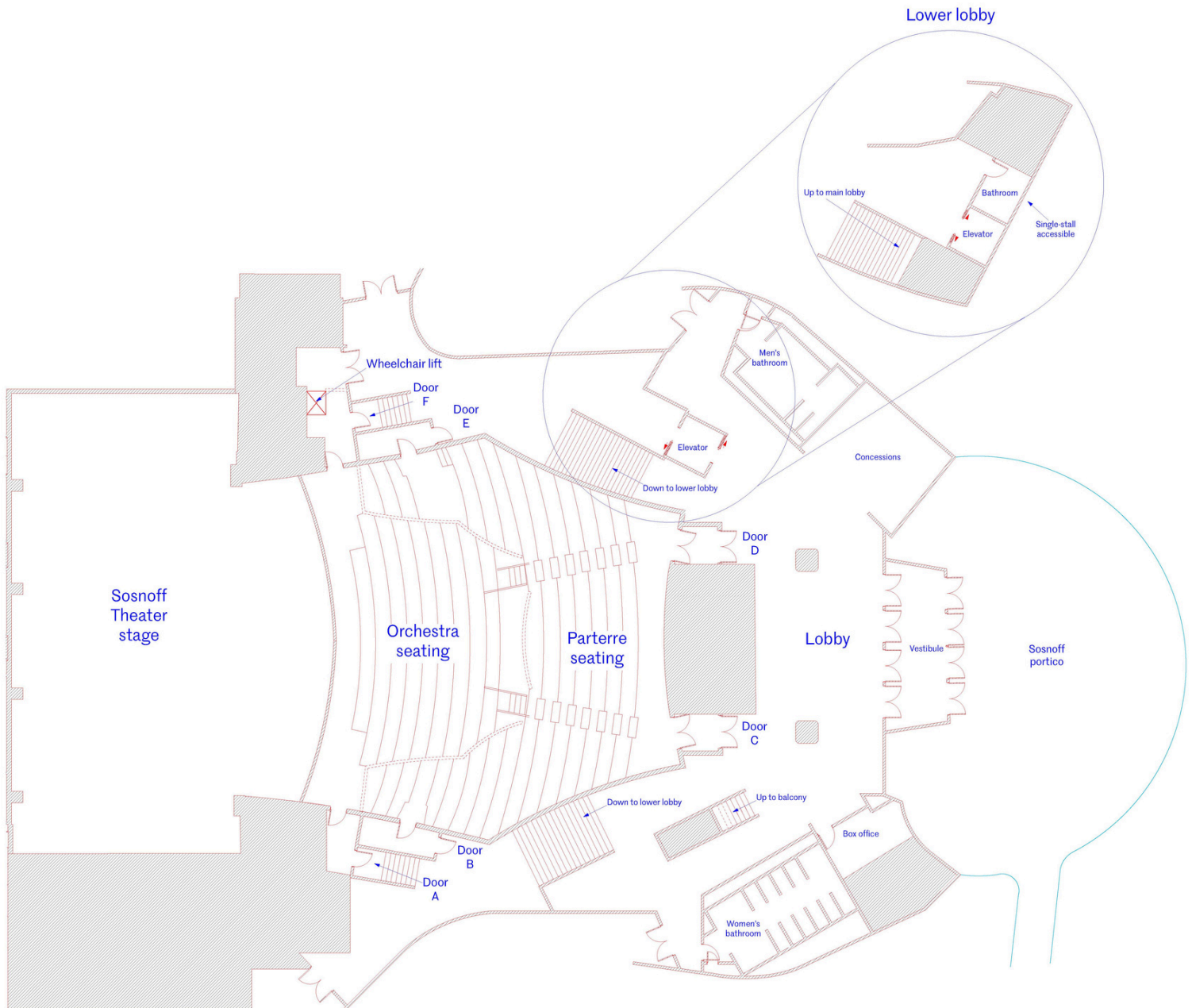
Photo by Chris Kayden



SOSNOFF THEATER

SOSNOFF THEATER • OVERVIEW

The Sosnoff Theater is the largest theater at the Fisher Center and seats approximately 800 people. It features a proscenium stage that accommodates opera, music, dance, and theater.



You may want to use the zoom settings on your monitor to see this map more clearly.

SOSNOFF THEATER

ACCESS FROM THE PARKING LOT - LEFT PATH (STAIRS)

From the parking lot, taking the path to your left, you will encounter stairs and a path that hugs the building. You will pass 3 entryways ▪

1. Fisher Center's administrative entrance
2. LUMA portico
3. Sosnoff portico



The pathway toward the administrative entrance.



The stairs upwards towards the LUMA portico. The Sosnoff portico is in the distance.



Photo of the LUMA portico and the LUMA theater entrance.



Photo of the entrance to the Sosnoff lobby on the Sosnoff portico.

SOSNOFF THEATER

ACCESS FROM THE PARKING LOT - RIGHT PATH (NO STAIRS)

From the parking lot, taking the right-hand path, there are no stairs but an incline that will lead you on a gradual slope straight up to the Sosnoff portico/theater entrance.



The right-hand pathway from the parking lot, which has a gradual incline and no stairs.



SOSNOFF THEATER - PORTICO

When you reach the Portico, there are 4 sets of doors. When facing the building, the doors to your far left will lead you to the Box Office. The middle doors will bring you to Will Call.



The far right doors are accessible and automatic after pressing the button; they will lead you into the lobby by concessions and just to the right of Will Call.



Photo of the access button on the far right door leading to the Sosnoff lobby.

SOSNOFF THEATER • WILL CALL

Will Call is set up in the center of the lobby, with Box Office staff standing at podiums. Above each podium are signs that indicate an alphabetical range. Your tickets will be available at the podium, which corresponds to the last name on your party's reservation (e.g., tickets for the Smith party will be at the podium "P-Z.")



During summer months (and weather-permitting), Will Call may be stationed outdoors on the portico in front of the main doors. The signs showing which letters each representative is holding, corresponding to the last name of the ticket-holder, will be above their heads.

SOSNOFF THEATER • BOX OFFICE

Upon entry to the Sosnoff theater lobby, the Box Office is to your immediate left. There are usually 2–3 Box Office representatives working each show, and they can assist with ticket purchases, seat adjustments, or any other questions you may have. If you have already purchased your tickets, they will be at Will Call, not the Box Office.



SOSNOFF THEATER • ASSISTIVE LISTENING DEVICES & SEAT CUSHIONS

At the Box Office, you can obtain or request items such as seat cushions or Assistive Listening Devices (ALDs), including neck loops for individuals with telecoil-equipped hearing aids and cochlear implants.

Learn more about ALDs and additional accessories in the [glossary](#) of this guide.





Photo by Dávid Bánóczy-Ruof

SOSNOFF THEATER LOBBY • RESTROOMS

The Fisher Center supports students, staff, and visitors using the bathroom that best corresponds with their gender identity and has a number of all-gender washrooms available.

Continuing past the Box Office will lead you to the Women's bathroom; the entrance is just around the corner to your left once you reach the fire exit doors on the same level.



SOSNOFF THEATER LOBBY - RESTROOMS

In the Sosnoff lobby women's bathroom, there is one accessible restroom stall with ample room for a chair and an additional stall with a widened door and grab rails.



The height from the floor to the bottom of the sink counter is 30 inches.



SOSNOFF THEATER LOBBY - RESTROOMS

Once entering the main lobby, the men's restroom is to the right, past concessions and the elevator.



In the Sosnoff lobby men's bathroom, there is one accessible restroom stall. The height from the floor to the bottom of the sink counter is 30 inches.



SOSNOFF THEATER LOBBY - RESTROOMS

We have one all-gender and accessible bathroom on the Sosnoff lobby's lower level. You can access it via the elevator or the stairs that head downwards to your right when you first enter the lobby.



In the lower lobby, the single-stall bathroom is found to the right of the elevator.



SOSNOFF THEATER LOBBY - RESTROOMS

There are women's and men's restrooms on each of the balconies, which include ADA stalls. The men's restroom is found on the far right side of each balcony, whereas the women's restrooms are found on the far left.




Men's restroom, found on the second floor balcony level of the Sosnoff theater.



Women's restroom, found on the second floor balcony level of the Sosnoff theater.

SOSNOFF THEATER LOBBY - CONCESSIONS

Most shows will have concessions available for purchase, offering snacks, soft drinks, water, wine, and beer. These concessions can be enjoyed in the main lobby or outside on the portico before a show and at intermission. With the exception of water in a closed container, food and drink are not permitted in our theaters.



When the balconies are open for a show, we may also have a second concession stand available on the first balcony, directly at the top of the stairs or to the right when you exit the elevator.

SOSNOFF THEATER LOBBY - WHEELCHAIR LIFT AND ELEVATOR

To access the wheelchair lift, a Front of House Usher or House Manager will direct you to the elevator down to the lower lobby and then will escort you to the House Right backstage door. The wheelchair lift is just inside this door and will take you down to the front of the orchestra section in the theater. A House Manager will accompany you and operate the wheelchair lift for you. Whenever you require the use of the wheelchair lift, an usher will contact a House Manager to assist you.



There is an elevator on the right side of the lobby that offers access to the lower lobby, the first balcony, and the second balcony.



SOSNOFF THEATER LOBBY - WATER COOLERS AND LOBBY SEATING

There are two water coolers on the main floor of the lobby, outside the men's and women's restrooms. There are paper cups available on the water coolers.

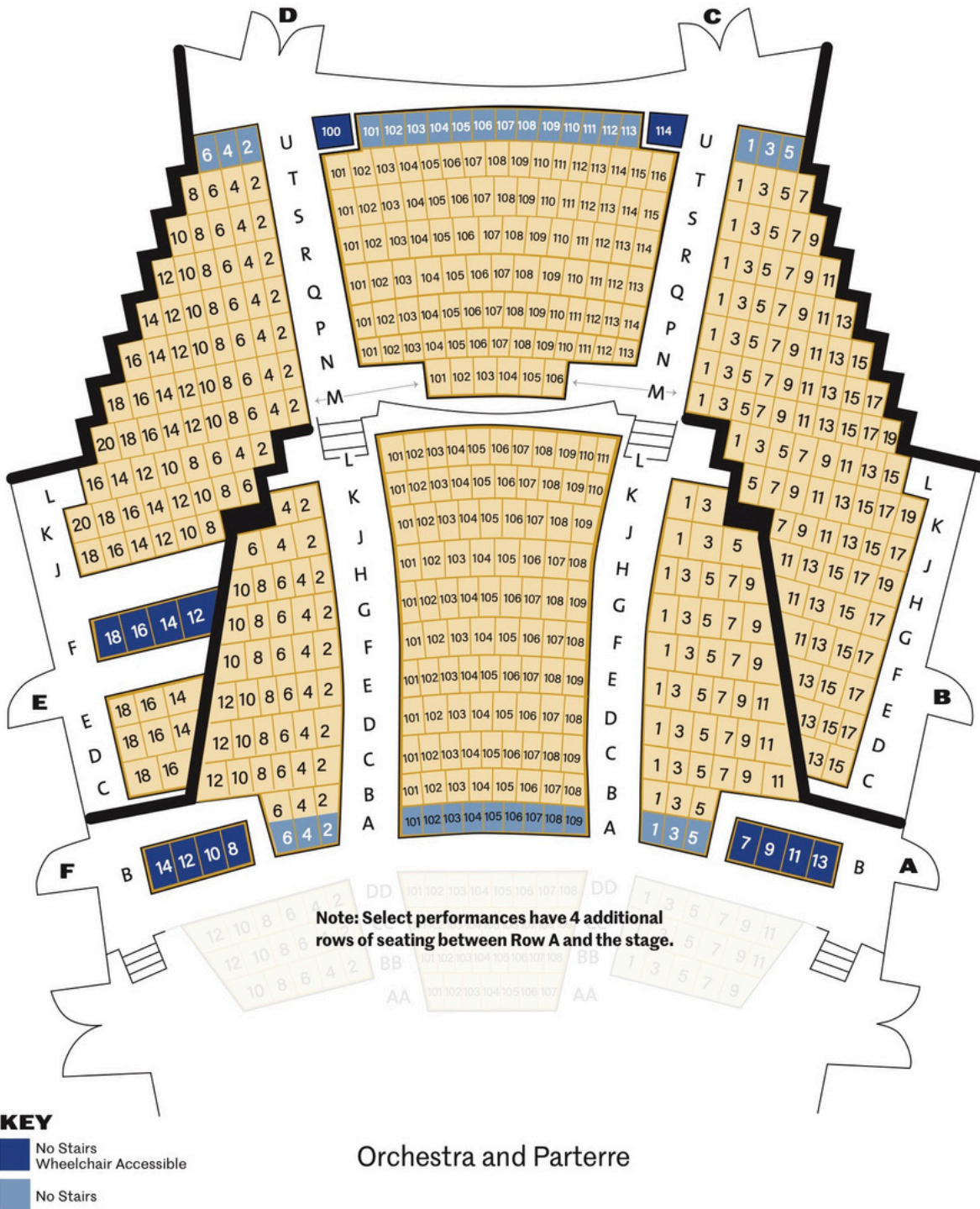


Standalone chairs are available on either side of the lobby for guest use before or during performances. These chairs are set up near lobby monitors so that the concert inside the hall can be viewed from the lobby.

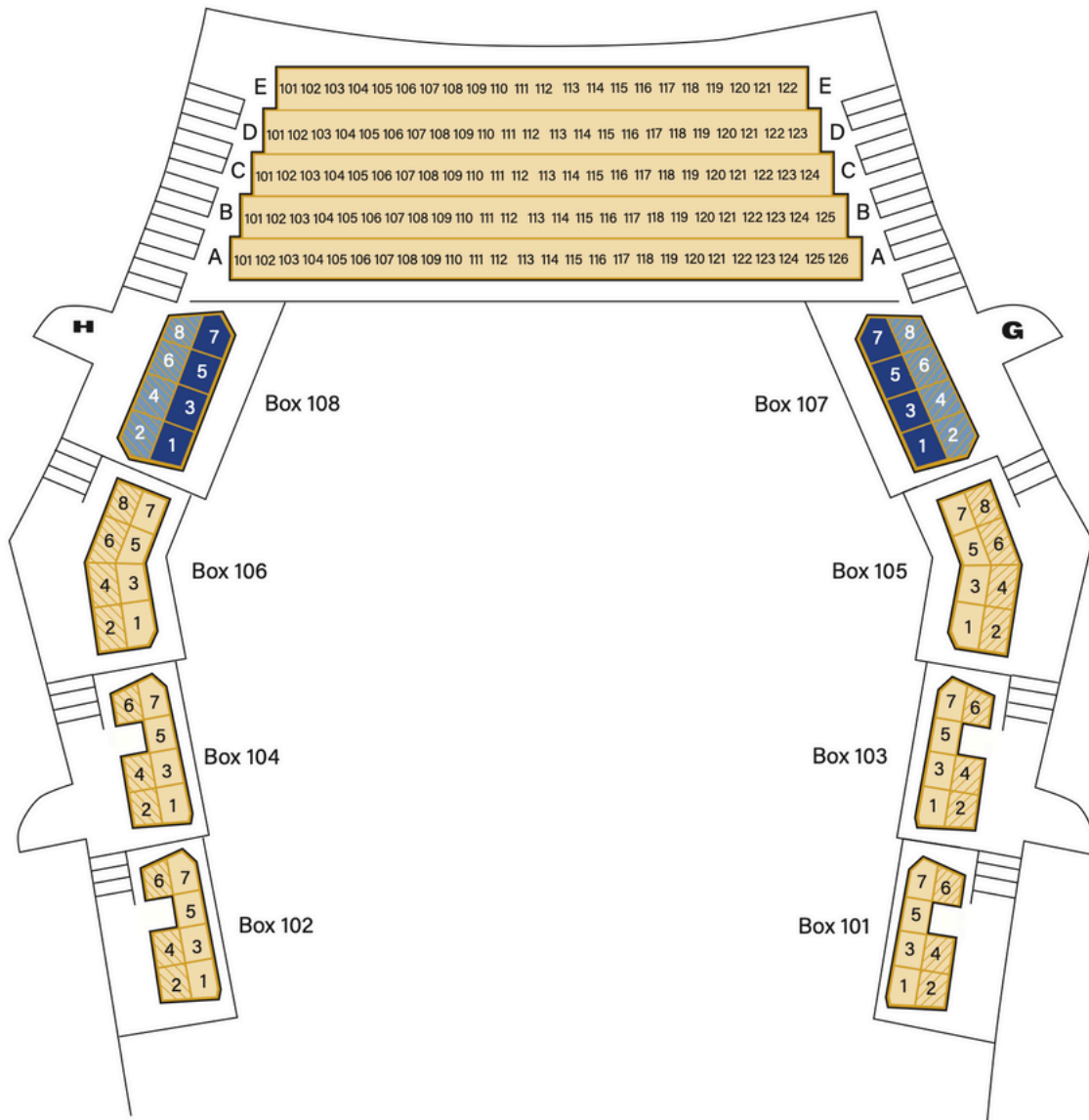
Benches are also available for guest use on the first and second balconies.



SOSNOFF THEATER - SEATING MAP



SOSNOFF THEATER - SEATING MAP

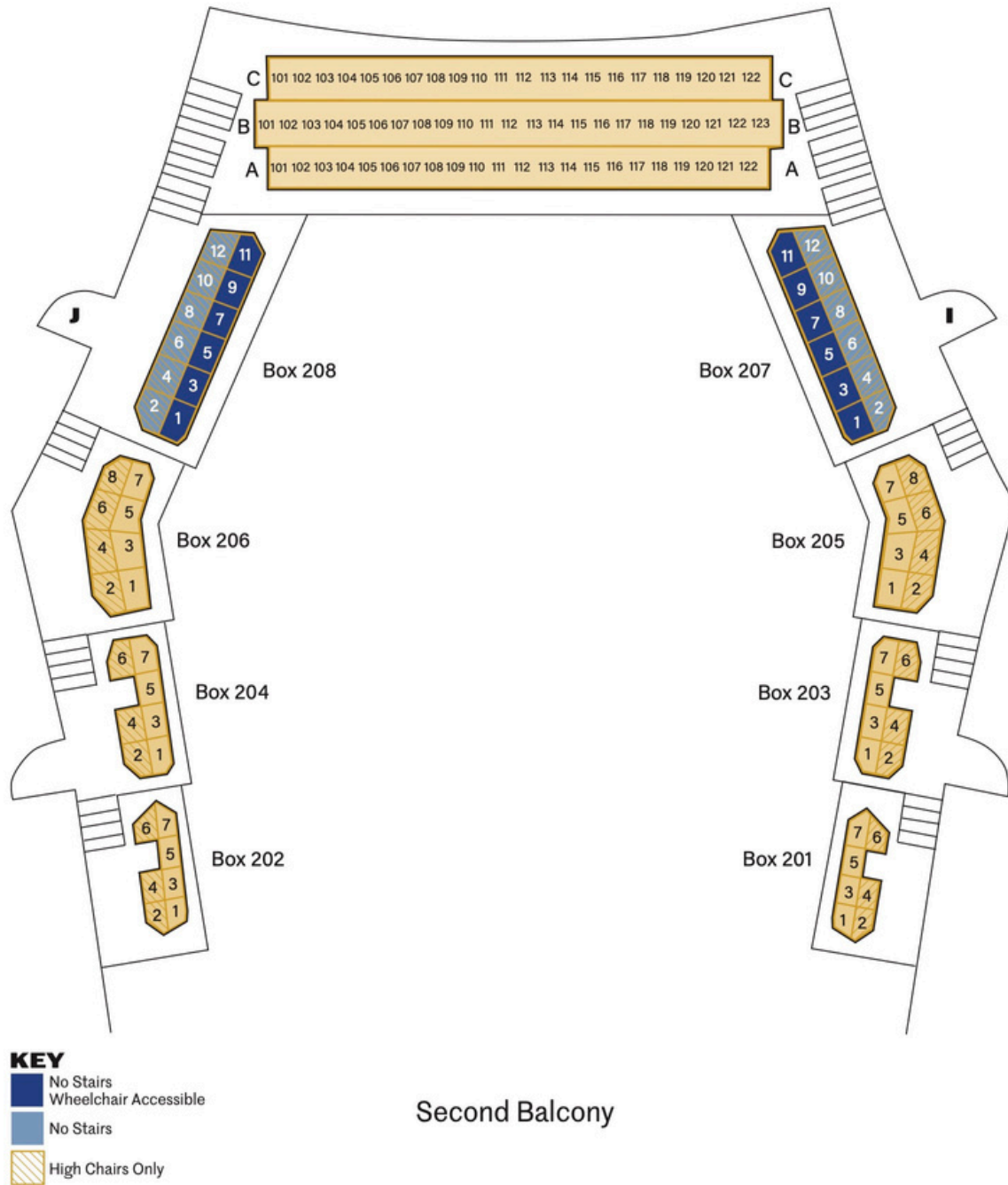


KEY

- No Stairs
Wheelchair Accessible
- No Stairs
- High Chairs Only

First Balcony

SOSNOFF THEATER - SEATING MAP




SOSNOFF THEATER - SEAT TYPES

Auditorium Seating

The auditorium seating in the orchestra and parterre has padded seats and armrests on either side. The width of these seats is approximately 18.5 inches from the armrest to the armrest.

There are additionally a few areas of standalone chairs; the width of these seats is approximately 20 inches from armrest to armrest.



Bench Seating

The seating in the center section of the first and second balconies consists of a long bench structure for each row. There are no armrests between the seats.



SOSNOFF THEATER • SEAT TYPES

Balcony Boxes

The balcony boxes are arranged along the sides of the hall. These boxes contain standalone chairs with armrests. The outer chairs are high stools. The width of these seats is approximately 20 inches from armrest to armrest.



Some of the seats in the balconies are partial or restricted view. This information is available during the ticket purchasing process, but if you have any questions, feel free to check in with the Box Office.

Wheelchair Accessible and Companion Seats

All sections of the theater contain seats that are wheelchair accessible.

- Orchestra ▪ Row B
- Parterre ▪ Row F (Audience Right), Row U
- 1st Balcony Boxes ▪ 107 & 108
- 2nd Balcony Boxes ▪ 207 & 208



Wheelchair accessible and companion seating in row U, house left.

SOSNOFF THEATER • SEAT TYPES

No-Stair Seating

Areas where stairs are not required to access seating:

- Orchestra ▪ Row A, Row B
- Parterre ▪ Row F (Audience Right), Row U
- 1st Balcony Boxes ▪ 107 & 108
- 2nd Balcony Boxes ▪ 207 & 208



No stair/accessible seating in row F

Guest of Size Accommodations

Orchestra/Parterre

Upon request/pending availability, we are able to offer a Guest of Size accommodation and provide wider chairs without armrests in the orchestra or parterre.



Balcony

Upon request/pending availability, we are able to offer a Guest of Size accommodation and reserve an adjacent seat to ensure the comfort of our guests. With the exception of the front row, there are steps up to this area of seating and ascending steps between the rows.



SOSNOFF THEATER - USHERS

Ushers are stationed in the lobby next to the doors of the theater and will also be seated inside the theater during a show near the closest exit. They will be happy to give you a program, show you your seat, as well as help you find the answer to any question you might have. Ushers will be dressed in black and have a Fisher Center name tag.



SOSNOFF THEATER - SUPERTITLES

Our opera performances and select choral performances include English supertitles containing the text or a translation of what is being sung on stage. These supertitles are projected above the stage and are white text against a dark background.

Please call the Box Office if you would like assistance choosing a seat that will be both comfortable throughout the duration of the performance and provide the best reading experience. Generally, the best viewing of these titles is the middle to back of the parterre and the center balconies.




Photo by Dávid Bánóczy-Ruof



Photo by Cory Weaver

SOSNOFF THEATER - EMERGENCY EXITS

There are 6 egresses from the Orchestra/Parterre of the Sosnoff Theater, clearly marked with green exit signs. The balconies each have 2 exits, one on either end of the rows.



Doors E and F on house right.



Door D on house right.

SOSNOFF THEATER - RETURN TO PARKING LOTS

Golf carts are available to bring guests back to their cars in the parking lots. For those not utilizing golf carts following evening performances, please be aware that while there is overhead lighting, the path may feel dark to some.



The image shows the interior of the LUMA Theater, a modern performance space. The foreground and middle ground are filled with rows of empty, dark-colored upholstered seats arranged in a tiered fashion. The stage area at the back is visible, featuring a dark, industrial-looking backdrop with large windows and various stage equipment, including lighting rigs and scaffolding. The overall atmosphere is one of a quiet, empty venue.

LUMATHEATER

LUMA THEATER • OVERVIEW

The smaller of the two theaters at the Fisher Center, the LUMA Theater seats approximately 200 people and hosts performances by students in Bard's Dance and Theater & Performance Programs as well as professional productions ranging from rock concerts to chamber opera. The lobby area of LUMA also functions as an academic space, with entrances to of our two rehearsal studios.



You may want to use the zoom settings on your monitor to see this map more clearly.

LUMA THEATER • PATHWAYS

From the parking lot, taking the left path, you will encounter stairs and a path that hugs the building. You will first pass the administrative entrance, which is on the same ground level as the parking lot. After ascending the stairs, you will arrive at the LUMA portico.



LUMA THEATER • ELEVATOR

The elevator to the LUMA Theater is accessed via the administrative entrance directly off the parking lot level. You will enter the glass doors, approach the LUMA Front Desk, and turn into the hallway on your left. The elevator will be found on your right a few doors down this hallway.



LUMA THEATER • LOBBY

The LUMA Theater Lobby is a large space with accessible lobby seating and access to restrooms as well as academic spaces.

If you turn left from the LUMA Atrium, you will pass into a large hallway with classroom space on your left and large wooden risers on your right. At the end of this space, you'll find stairs down to the main parking lot on your left and the hallway to the elevator, as well as the House Left access point to the LUMA Theater on your right.

If you are entering via the academic entrance or the elevators, you will need to pass through the lobby space. You'll see a large classroom space on your right as well as large wooden risers on your left; travel through this lobby space to find the LUMA Box Office on your left.



View when entering from academic entrance or elevators.

LUMA THEATER • WILL CALL & BOX OFFICE

The LUMA Theater Box Office and Will Call stand are found by the main entrance of the LUMA Portico. If you are entering from the LUMA Portico, you will see the LUMA Box Office directly in front of you.



If you are entering via the academic entrance or the elevators, you will need to pass through the lobby space. You'll see a large classroom space on your right as well as large white steps on your left; travel through this lobby space to find the LUMA Box Office on your left.

At the Box Office, you can purchase tickets, request an accommodation such as no-stair seating or seating for Guests of Size, as well as receive an Assistive Listening Device.



Will Call • For ticketed events at LUMA theater, a representative will be stationed at a podium nearby the Box Office.

LUMA THEATER • RESTROOMS

The restrooms near the LUMA theater also function as locker rooms for the dance and theater departments at Bard College. Depending on the entrance you use, you may have to pass through this locker space in order to access the bathroom stalls.

The men's washroom can be accessed from either side of the atrium and has urinals, stalls (including one ADA-compliant stall), and a sink that provides clearance underneath.



LUMA THEATER • RESTROOMS

The women's washroom can be accessed from either side of the atrium and has urinals, stalls (including one ADA-compliant stall), and a sink that provides clearance underneath.

The Fisher Center supports students, staff, and visitors using the bathroom that best corresponds with their gender identity and has several all-gender washrooms available.

The single-stall, all-gender washroom closest to the LUMA theater is located one level down, near the administrative entrance to the building.



LUMA THEATER • RESTROOMS

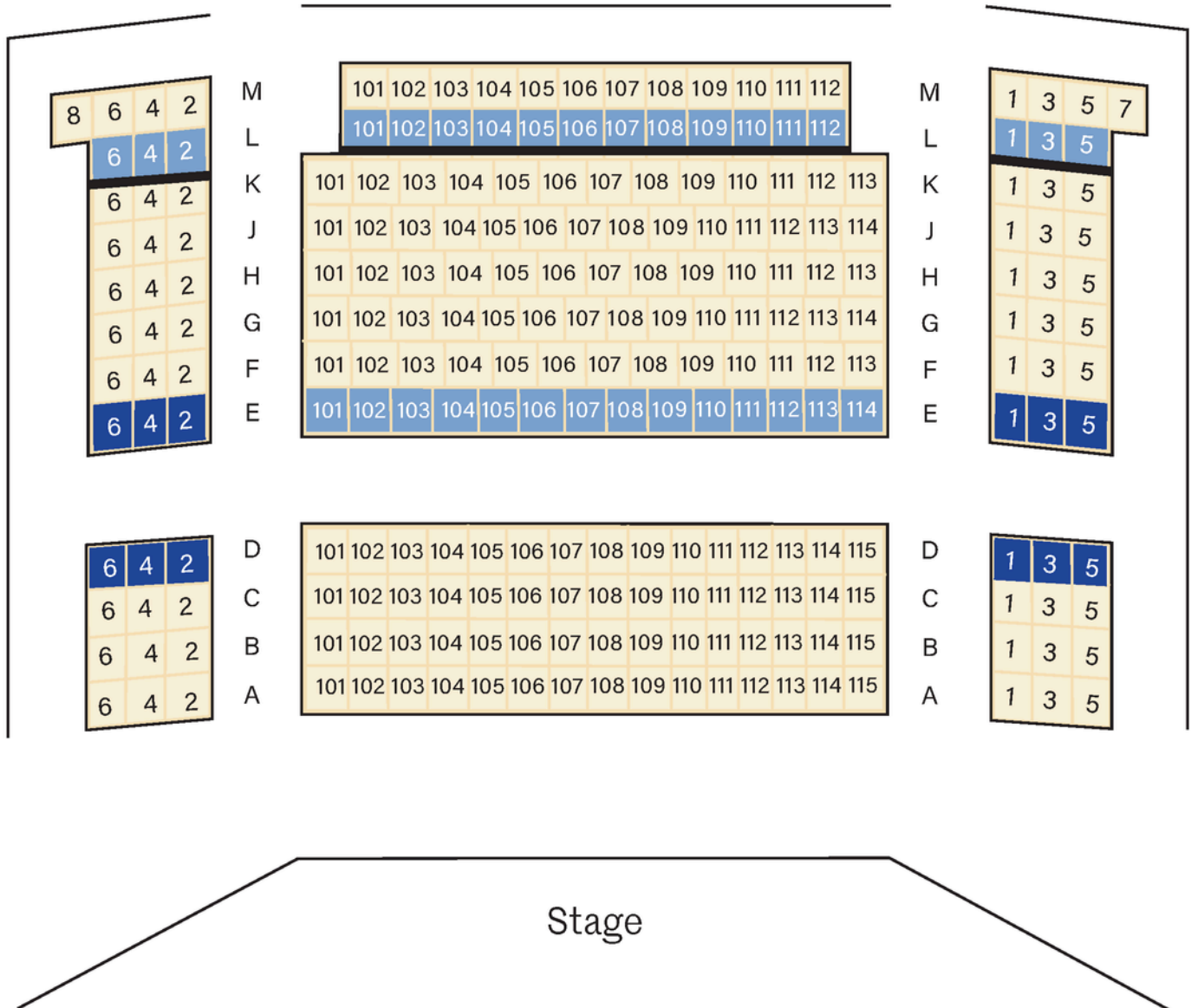
The single-stall, all-gender washroom closest to the LUMA theater is located one level down, near the administrative entrance to the building. When you enter the building from this administrative entrance, take a left and head down the hallway past the elevator. There are two single-stall washrooms on the right-hand side, one of which is also ADA-compliant.



The hallway to the left of the administrative entrance of LUMA leads to the two single-stall washrooms.



LUMA THEATER - SEATING MAP



KEY

	No Stairs
	Wheelchair Accessible
	No Stairs


Seating arrangements in the LUMA Theater are subject to change depending on the production.

LUMA THEATER • SEAT TYPES

The LUMA Theater is a black box theater with modular seating. The walls are painted black, and there is a full proscenium theater at the front of the house.

The seats in the LUMA Theater can either be set up in a standard proscenium arrangement, with the chairs on risers and steps between each row of seats, or in other non-standard setups. If you have any questions about how the theater will be set up for a given performance, please reach out to the Box Office.

The chairs inside the LUMA Theater are regular seats (as opposed to auditorium seating with the folding seat) with arms and cushions and have a dimension of 17.5 inches depth by 17.5 inches width.



LUMA THEATER - SEAT TYPES

Accessible Seating

As the seating is adjustable in this space, accessible seating varies from production to production. When ordering your tickets online, you will be able to indicate whether you need no-stair or otherwise accessible seats, and a Box Office representative will follow up to ensure that you can be accommodated for a given performance. Likewise, please let the representative know that you need this accommodation when ordering your tickets over the phone or in person.

Guest of Size Accommodations

Upon request/pending availability, we are able to offer a Guest of Size accommodation and provide wider chairs without armrests in any seating area of the LUMA theater.



LUMA THEATER - EMERGENCY EXITS

Exits

There are emergency exits on either side of the LUMA theater with green illuminated signs above them. These doors exit into the LUMA lobby.



Exit house left of the LUMA theater.



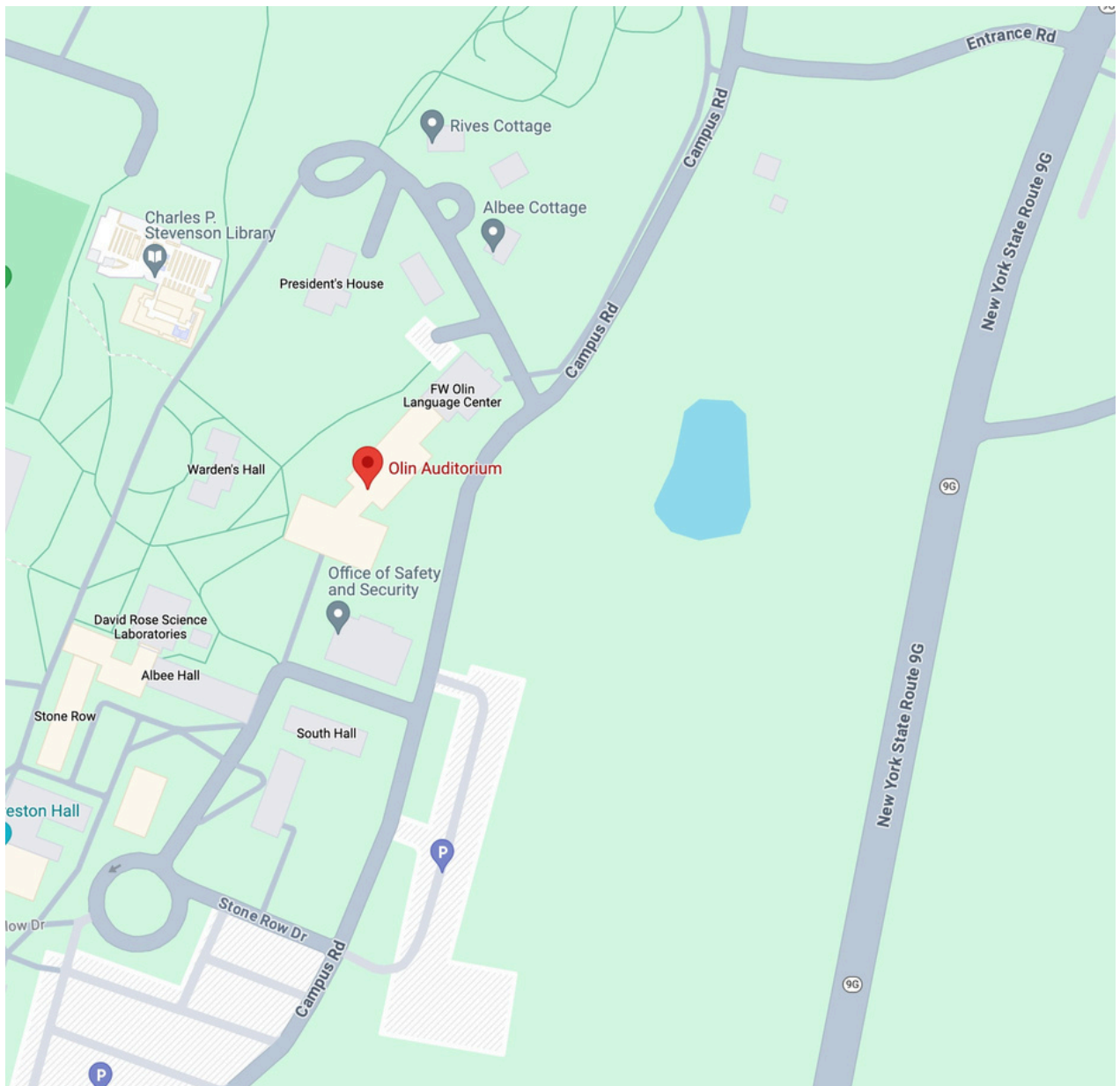
Exit house right of the LUMA theater.

OLIN HALL

A wide-angle photograph of the interior of Olin Hall, an auditorium. The room features a high ceiling with a complex grid of white wooden beams and several stage lights hanging from the top. The seating consists of numerous rows of purple upholstered chairs with dark wooden frames, arranged in a tiered fashion. The stage floor is made of light-colored wood. Large windows with multiple panes are visible on the left and right sides, and a small balcony with a railing is located above the stage area.

OLIN HALL - PARKING

Olin Hall parking lots can be accessed from Campus Road on the Bard College Campus. Accessible parking is available along Campus Road on the East side of Olin Hall and in each of the surrounding parking lots. Golf Cart service is available from the parking lots to the entrance of the hall for most performances. Audiences are encouraged to arrive at least 30 minutes prior to the event to park and make their way into the hall.



OLIN HALL - WILL CALL & BOX OFFICE

The Olin Hall Box Office is found at the back of the Olin Hall atrium, between the two entry doors to Olin Hall. There will be a podium staffed by a Box Office team member between the entry doors to the hall where you can purchase tickets and an additional Will Call podium where you will pick up tickets that have been purchased in advance.

Assistive Listening Devices are available at the Olin Box Office.

OLIN HALL - LOBBY SEATING

The Olin Hall Lobby contains a limited number of benches for seating during intermissions and prior to opening the theater.



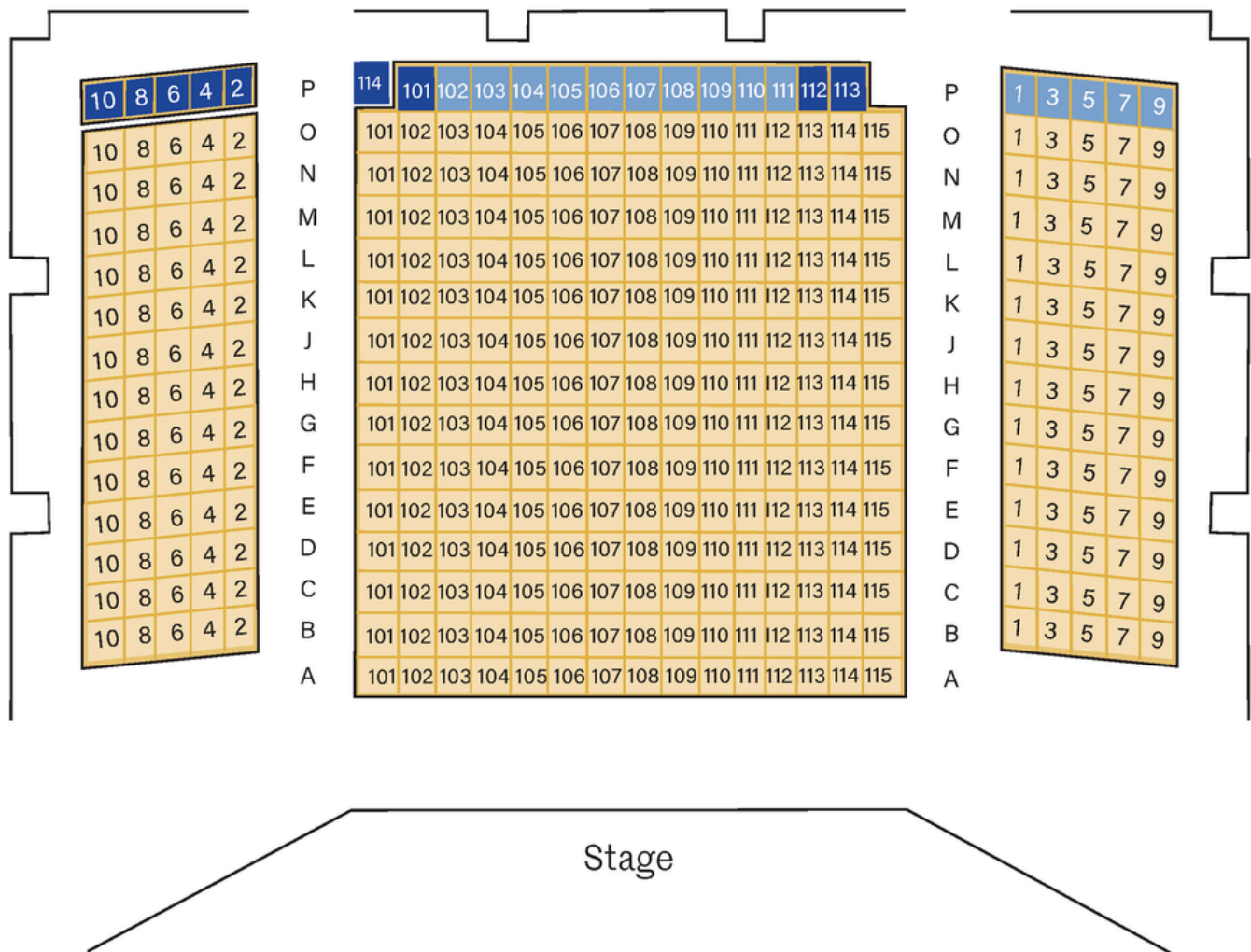
OLIN HALL • RESTROOMS

Olin Hall restrooms can be used by all genders and are located off of the first-floor lobby and on the second floor, accessible via an elevator. Each of these restrooms includes an ADA stall.

The sink height in the restrooms at Olin is 34 inches, and they provide 28 inches of clearance underneath.



OLIN HALL - SEATING MAP



OLIN HALL • SEAT TYPES

Olin Hall is a traditional concert hall with rows of fixed, upholstered theater seats facing the stage.


Accessible seats are located in the auditorium's first and last rows. All other seats require the navigation of steps.



Space at the back of the hall to accommodate guests requiring no-stair and wheelchair-accessible seating.

OLIN HALL - EXITS

Olin Hall has three emergency exits. One on house right, near the front of the stage, and two at the end of each aisle at the back of the house.



GLOSSARY

Auditorium Seat ▪ Seating with armrests on either side and fixed to the floor. The seat is padded and folds up when not in use.

ALD (Assistive Listening Devices) ▪ A device that can be used in our theaters that uses a radio frequency to increase the volume of performances for guests who are d/Deaf or hard of hearing.

Balcony Box ▪ A seating section inside our Sosnoff theater located on the sides of the theater on the first and second levels.

Bard Conservatory ▪ A degree-granting music program based at Bard College. Home to academic programs such as the Bard Conservatory Orchestra and the Graduate Vocal Arts Program (VAP).

Bench Seat ▪ Seating that has no armrests. Our bench seating has a backrest.

Concessions ▪ A counter where you can purchase refreshments like soft drinks, cookies, and chips.

Golf Cart ▪ A small motorized vehicle with padded seating operated by one of our staff members.

Neck Loop ▪ An accessory for ALDs used by individuals with telecoil-equipped hearing aids and cochlear implants.

GLOSSARY

Parterre ▪ The area on the main floor in our Sosnoff theater, flanking the auditorium's sides and back. This section is tiered and is at a higher elevation at the back of the theater.

Portico ▪ The outdoor patio in front of the lobby doors to the Sosnoff theater.

Spiegeltent ▪ An additional venue erected outside the Fisher Center during Summerscape and Bard Music Festival, featuring stained glass, mirrors, and parquet floors.

Supertitles ▪ A readable transcription of text being performed onstage that appears above the stage. You may be more familiar with the term "subtitles," which refers to text presented underneath a performance.

TŌN (The Orchestra Now) ▪ TŌN is a graduate-level training orchestra based at Bard College. They perform regularly at the Sosnoff Theater.

Ushers ▪ Front of House staff stationed inside and outside of the theater that will give you a program and help you find your seat.

Will Call ▪ Will Call refers to the method of delivery where ticket buyers pick up their tickets at the theater the day of the performance, before curtain.

CONTACT US

Questions?

Call or email the Box Office at
845-758-7900 or boxoffice@bard.edu.

We welcome your feedback on this guide.
Please send comments to fcequity@bard.edu.

WE LOOK FORWARD TO YOUR VISIT!